



FOR MORE
INFORMATION



VUCAM[®] XO

**High performance budget priced
portable industrial video borescope**

PW03-010_1-0



The new VUCAM® - easy to use, mobile and robust, with a quality "Made in Germany"

Combining new imaging technologies with field proven industrial video borescope manufacturing is delivering excellent endoscopic image capabilities at very favourable costs.

5.7"
640 x 480

UP TO DATE TOUCH SCREEN

640 x 480 px, 5.7" high resolution, LED backlight TFT. Modern graphic user interface operation.



INSPECTION RESULT DOCUMENTATION

A touch on the screen calls the full featured keyboard. The user name, application & findings can be documented outside the inspection image & saved to SD.



SNAPSHOTS DURING THE VIDEO RECORDING



Digital JPEG snapshots during the video recording shorten your documentation & post processing effort.

DIGITAL IMAGE FREEZE FUNCTION



Freeze an image live or during the recording process to analyze, consult or add text before saving the file for your own documentation.

DIRECT DATA RECALL



Is everything complete and in focus? Recall the last saved inspection file with just a tip on the touch screen to ensure your data integrity.



Operated by a modern touch screen and graphic user interface this system sets a new standard for many existing and new visual inspection technology users.

ELIMINATE REVISITS WITH FLASH BACK BUFFER RECORDING



Many areas of interest are passed by while inspecting. By the time a potential problem has been realized, revisits are needed for analysis and documentation. Save time & money with VUCAM® constantly buffer capturing.

SD CARD



Perfect documentation of high resolution MPEG4 video-recording and JPG high quality images.

DIRECT ACCESS BUTTONS



Ergonomically located under the fingertip. The most frequently used functions are activated with a simple click.

- :: Illumination control
- :: Digital snapshot
- :: Video recording
- :: Freeze image
- :: Flashback recording
- :: Video snapshot
- :: On / Off button
- :: Toggle / operate all other system menu functions





FREE TILT DISPLAY

Adjust the display to desired position to have a perfect view of your inspection results.



COMPLETE CARBON FIBRE / ALUMINIUM CONSTRUCTION

Light weight, robust modern materials. Carbon fibre housing with rubber bumper protection and aluminium construction make the unit fit for the harshest environment.



TIDY, SAFE & OPTIMISED POSITIONING

Standing solidly when placed on a flat surface or floor, fixed to magic arm tripod, or hanging on a local part, the VUCAM® offers safe and fatigue free working positions.




HIGH POWER LED LIGHT SOURCE

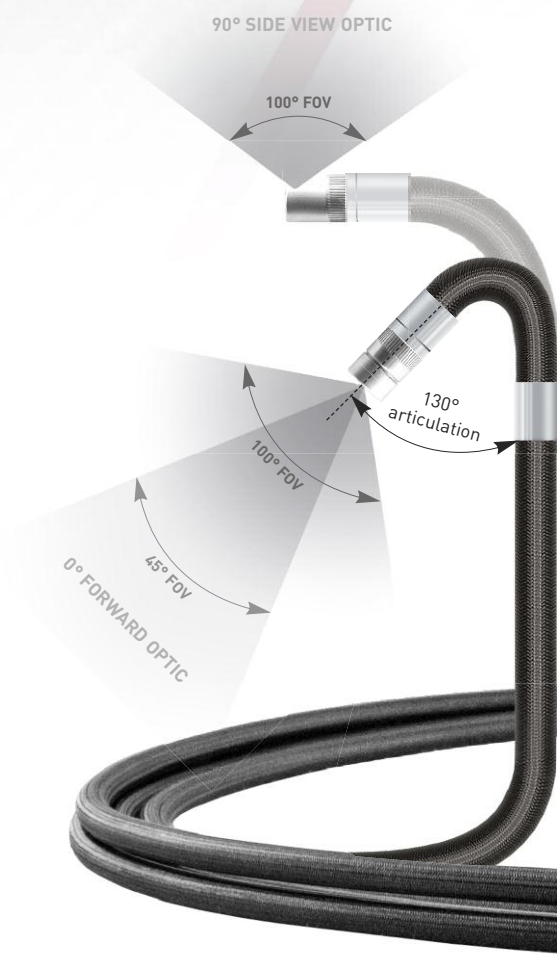
The high power LED light source provides constant homogenous illumination.





 **PRECISE CAMERA CONTROL**

The X-WAY 360° articulating camera head precisely controlled by the robust aluminium steering knobs.



ACTUAL SIZE










**COMPLETE INSPECTION SYSTEM
IN ONE CASE**

Arrive prepared, ready to go with the complete inspection system in just one small transport case!

BATTERY OPERATED

Portable and mains power independent inspections. With the field-replaceable LiFePo high capacity power concept!



Probe			
Working length	2.2 m / 7.2 ft.	3.3 m / 10.8 ft.	6.6 m / 21.6 ft.
Diameter	6.0 mm / 0.23"	6.0 mm / 0.23"	6.0 mm / 0.23"
Articulation	130°	120°	100°
Probe construction	Four layer, final layer cut resistat tungsten.		
Optical specification			
Direction of view (DOV)	Standard 0° forward, optional with tip adapter 90° side view with 100° field of view or far focus 45° side view*		
Field of view (FOV)	Standard 45°, optional with optical adapter 100° wide angle*		
Focus range	3 mm to endless depending on optic adapter chosen		
Illumination			
Type	Special high power hybrid LED glass fiber illumination. Digital phase width light control auto / manual		
Light power	High efficiency LED illumination 6 Watt Daylight quality 6.500 K		
Display			
Image representation	Screen type, high resolution 5.7" LED back illuminated TFT display, 640 x 480 Pixel, anti glare.		
Digital data capturing			
Image recording	Digital single JPEG format. Ability to capture images during video recording.		
Resolution	RGB 263.000 colors, 640 x 400 Pixel, JPEG format.		
Video recording	Video in MPEG4**		
Pre-Recording	Buffer 15 sec. Triggered with video start.		
User interface			
User interface	Unique graphic user interface by touch screen. Paralell direct acces buttons ergonomically positioned to control most frequent used functions like image capture, video capture, light control and system on/off. Toggling function to operate the system alternatively just from buttons on the handle.		
Mechanical			
Monitor	Rubber bumper protected carbon fiber construction. Screen shock absorbing floating integrated, dust and splash proof.		
Hand piece	Coated high resistant aluminium handpiece and control knobs, aluminium integral flat surface stand with tilt adjustable display.		
Memory	SD card 8 GB (optional: max. 32 GB)		
Power supply	Battery: 6.4 V Power supply: Input 100 - 240V AC, ouput: 12V, max. 2.5A		
Battery concept	Two field replaceable high power LiFePo batteries. Quick charge technology, charging while the sytem is operated from mains. The optional external charging unit for recharging spare batteries while working. Charging time below 2 hours. Battery life time depending on operation. LiFePo batteries combine the advantages of Lithium cells (no memory effect, high capacity, low weight). System air transportable (for further information please refer to the IATA Lithium Battery Guidance Document).		
Image capturing	Auto stop; autosplit; freeze frame, single image capture, digital video recording		
Mounting	¼" mounting for operation with standard tripods and magic arms.		
Functions			
Text annotation	Text is entered seamlessly with a full size touch keyboard while displayed and captured outside of the inspection image, thus not covering any application detail. Text, date and time can be captured with image and video recording, printer friendly text formats are available.		
Menu	Touch screen menu, handpiece controls, multiple language options, real time image brightness, contrast, saturisation, color control; date, time, logo, system status.		
Functions	Image capture, video capture, text entering, easy image and video selection, easy delete, language selection, illumination, immediate activation of the last saved file, fast access data recall, manual white balance, date & time display.		
Specifications			
Water and pressure tested	Probe: 1.5 bar / 14 psi fully immersible over the full length System: System housing IP 54 splash water and dust proof		
Weight	1.5 kg / 3.3 lbs (1.7 kg / 3.7 lbs with battery), depending on probe length.		
Shock and vibration	Vibration 3 grms random at 20Hz to 2 kHz, 10 min per axis; Shock 50 grms 11 ms half-sine three axis.		
Temperature	Display: Storage -40°C (-40°F) to +85°C (+185°F); Operation -20°C (-4°F) to +70°C (+158°F) Probe: Operating -10°C (14°F) to +80°C (176°F), in air		
Manual	Full digital version on SD card, short guide hard copy.		
Display dimensions in mm / inch	(H) 75 / 2.95 x (W) 196 / 7.71 x (D) 73 / 2.87		
Accessories			
Additional batteries and external smart battery charger	One set included in standard scope of delivery. Additional batteries and battery charger optional available.		
Optional tip adapter	:: 0° forward optic: 100° wide angle :: 90° side view optic: 100° wide angle :: 90° side view optic: 45° far focus		
Neck strap / wrist strap	Wrist strap included (neck strap optional).		
Transport and storage case	Dimensions in mm / inch: (W) 515 / 20.27 x (H) 395 / 15.55 x (D) 190 / 7.48 Weight (empty): 3.3 kg / 7.27 lbs. Transport and storage case for VUCAM® XO inspection system.		
SD card	SD card 8 GB included (FAT formatted). Up to 32 GB (optional).		
Power supply	Included. World standard 100 - 240 V.		
Warranty	One year, optional 2 year system warranty and life-time warranty on the light source.***		

* If used with optional optical tip adapters | ** Media Player from Windows® 7.0 or any H.264 format player | *** Typical wear and tear components like articulation cable and insertion tubes and batteries are excluded. Accessories of foreign suppliers will have their own warranty | Equipment is not intrinsically safe or explosion-proof. Do not deploy in hazardous atmospheres.

All specifications are subject to change without notice due to technical progress.



viZaar industrial imaging AG
Hechinger Straße 152
72461 Albstadt / Germany
Fon: +49 7432 98375-0
Fax: +49 7432 98375-50

Freecall 0800 3600371
info@vizaar.com
www.vizaar.de

viZaar industrial imaging AG
Vertriebs- und Dienstleistungs-
zentrum Rhein-Main
Fürfurter Straße 105
65606 Villmar-Aumenau / Germany
Fon: +49 6474 8837-70
Fax: +49 6474 8837-90

viZaar industrial imaging AG
Vertriebs- und Dienstleistungs-
zentrum Nord
Am Neuendeich 52
25348 Glückstadt / Germany
Fon: +49 4124 60819-40
Fax: +49 4124 60819-49

viZaar industrial imaging AG
Vertriebs- und Dienstleistungs-
zentrum West
Burgstraße 27
46348 Raesfeld / Germany
Fon: +49 170 5703130



viZaar Industrial Imaging - North America
4533 Gibsonia Road
PA 15044 Gibsonia
USA
Fon: +1 724 449-3270
Fax: +1 724 449-3273

www.vizaar-na.com
info@vizaar-na.com



viZaar South-East Asia Sdn. Bhd.
2A Lrg Desa Utama Jln Masjid Kayu
Ara PJU 6
47400 Petaling Jaya Selangor, Malaysia
Fon: +603 772 21710
Fax: +603 772 21710

www.vizaarsea.com.my
info@vizaarsea.com.my



viZaar Russia & CIS
197022, St. Petersburg,
Professora Popova 37B
Russia
Fon : +7 9852220677

www.vizaar.ru
info@vizaar.ru



FORT SA
3 rue Lambert
Zl de la Gaudrée
91410 Dourdan / France
Fon: +33 160 811818
Fax: +33 164 599573

www.fort-fr.com
info@fort-fr.com

viZaar® authorised sales and service agent: